

Country: United Kingdom
Company: NAFTA TRADING AND TECHNOLOGY COMPANY LIMITED (UK06702165)
3:44 Monday 17th July 2023



(GB) NAFTA TRADING AND TECHNOLOGY COMPANY LIMITED

UK06702165

Risk Score	International Score	Credit Limit	Contract Limit	Status	DBT	Industry DBT
27	D	-	£0	Active	-	-

Summary

Company Information

Key Information

Company Number	07060396
Company Name	NAFT TRADING AND TECHNOLOGY COMPANY LIMITED
Company Status	Active - Accounts Filed
Incorporation Date	10/29/2009
Company Type	Private limited with Share Capital
VAT Number	GB970193317
SIC07 Code	82990
SIC07 Description	Other business support service activities n.e.c.

Contact Information

Address:	ELSCOT HOUSE ARCADIA AVENUE, LONDON, N3 2JU view on map
Website:	www.nttco.co.uk
Telephone Number:	442073405000 TPS: N
Trading Address:	Elscot House, Arcadia Avenue, London, N3 2JU View More

Additional Information

FTSE Index	-	Accounts Due Date	09/28/2022
Share Capital	£3K	Charity Number	-
Currency	GBP	Safe Number	UK06702165
Principal Activity	Procuring materials and providing services for other group companies.	Accountant	-
Next Accounts Due Date	12/20/2023	Charges	1 Show More
Trade Debtors	No	Land Registry	0
Trade Creditors	No		

CCJ Summary

No CCJ information to display

Ultimate Holding Company

Company Name	Country	Safe Number	Company Number	Latest Key Financials	Score	Limit	Turnover
--------------	---------	-------------	----------------	-----------------------	-------	-------	----------

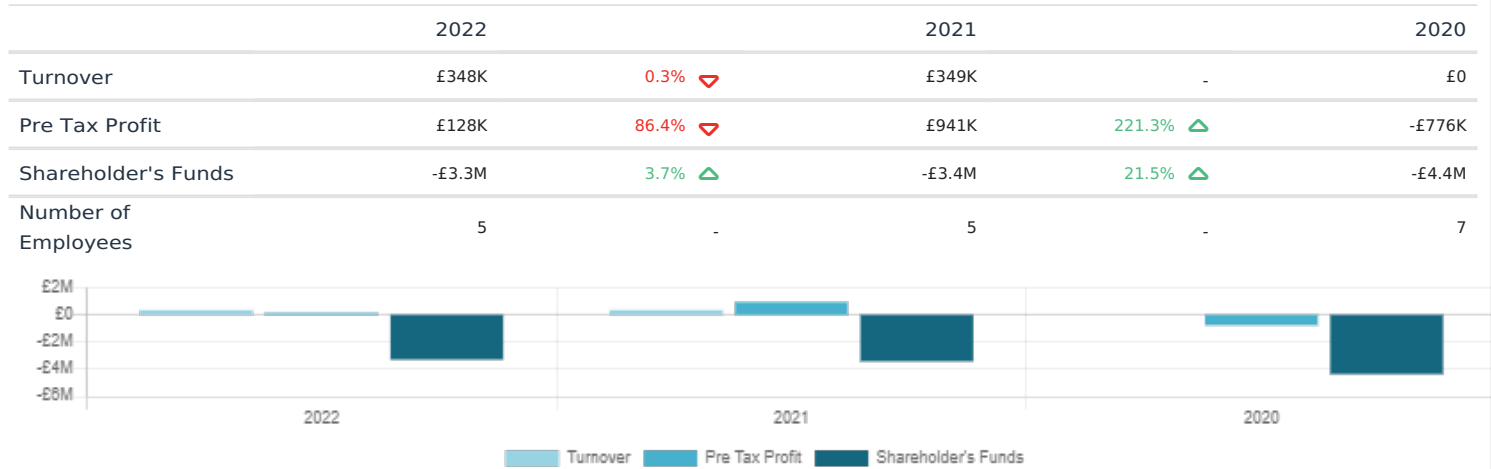
RETIREMENT,
SAVING AND
WELFARE FUND (IR)

N/A

We've discovered 0 companies in this company's Creditsafe Linkages Data across 0 countries.

View Group

Key Financials



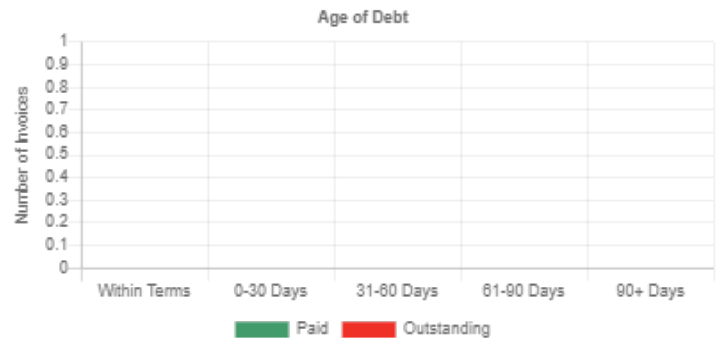
Payment Information Summary

Invoice Data

Average Invoice Value	-
Invoices Available	-
Paid	-
Outstanding	-

Trade Payment Data is real life payment experiences gathered from selected third party partners big and small who send us trade payment information on their complete sales ledger.

The Age of Debt Graph highlights the current Age of Debt of a given company. The graph is separated into 5 categories. Generally, Within Terms and 0-30 days are a reasonable time for a company to pay their invoices and showcases good invoice payment whereas anything beyond that is indicative of poor invoice payment.



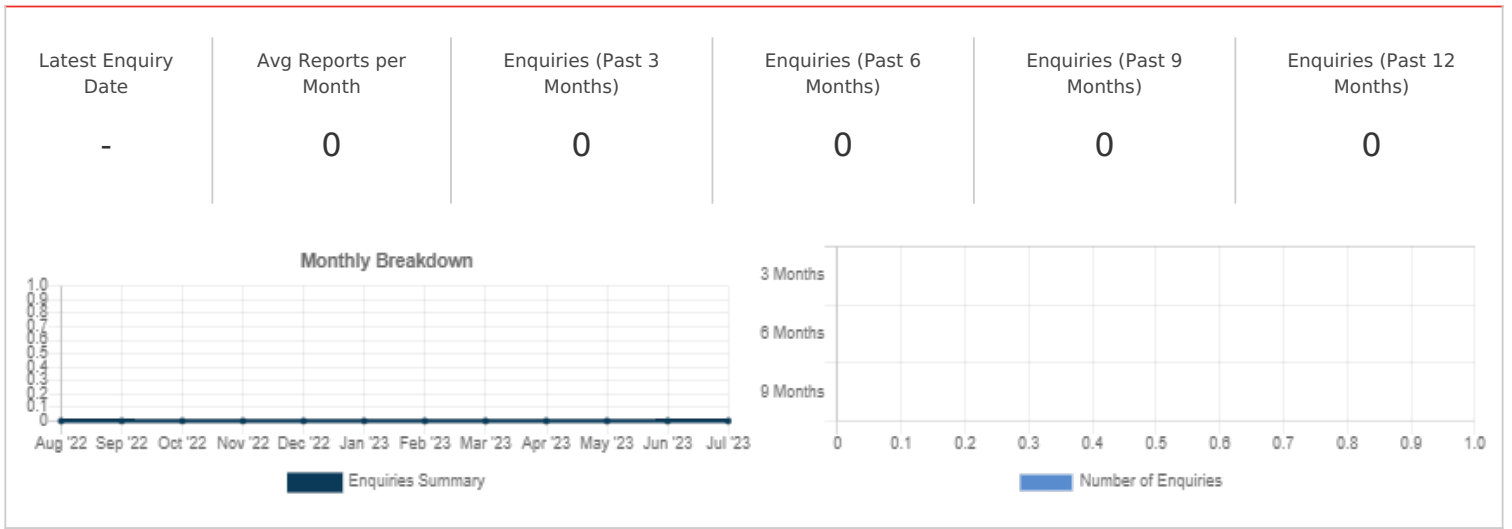
Share your risk intelligence with over 8,000 Creditsafe contributors and create your Trade Payment story

Share More

Commentary

- This company has been treated as a Micro company in terms of the score/limit that has been generated.
- ⊕ This company's Current Liabilities shows a high amount of outstanding short term obligations.
- ⊕ This company's Balance Sheet indicates a negative Net Assets position.
- ⊕ This company's Equity in Percentage ratio shows a negative Equity position.
- ⊕ There has been one or more director resignations within the last 6 months.

Enquiries Summary



Trading Address

Trading Address Details

Address	Telephone Number	TPS
Elscot House, Arcadia Avenue, London, N3 2JU	-	-

SIC07/SIC03

Additional SIC Codes

SIC07 Code	SIC07 Description
82990	Other business support service activities n.e.c.
SIC03 Code	SIC03 Description
7487	Other business activities

Scores & Indicators

Score/Limit

Summary Information

Score	27	Change Date	05/03/2023
Limit	-	Change Date	05/03/2023

Financials Filed / Established

Score	Description
-------	-------------

●	71-100	Very Low Risk
●	51-70	Low Risk
●	30-50	Moderate Risk
●	21-29	High Risk
●	1-20	Very High Risk
	Not Scored	Please see report for description

Newly Incorporated

	Score	Description
●	51-100	Low Risk
●	30-50	Moderate Risk
●	1-29	Caution - High Risk
	Not Scored	Please see report for description

International Score Explanation

	International Score	Description
●	A	Very Low Risk
●	B	Low Risk
●	C	Moderate Risk
●	D	High Risk
●	E	Not Scored

Directors/Shareholders

Directors/Shareholders

Directors/Shareholders Summary

Current Directors	1	Current Secretaries	2
Previous Directors/Company Secretaries	14	Person's With Significant Control	1

Current Directors

Title	Mr	Function	Director
Name	Hossein Shiva	Nationality	Iranian
Date of Birth	08/1967	Present Appointments	1
Latest Address	4-8 Victoria Street, Westminster, London	Appointment Date	11/30/2021
Postcode	SW1H 0NE	Occupation	Director

[View Director Report](#)[View Consumer Report](#)[View AML Report](#)[View Trace Report](#)[View Compliance Report](#)

Current Company Secretary

Title	Mr	Function	Company Secretary
Name	Mohsen Bayat	Nationality	-
Date of Birth	-	Present Appointments	1
Latest Address	4 Victoria Street, Westminster, London	Appointment Date	08/06/2018
Postcode	SW1H 0NE	Occupation	

[View Director Report](#)[View Consumer Report](#)[View AML Report](#)[View Trace Report](#)[View Compliance Report](#)

Title	-	Function	Company Secretary
Name	CENTRUM SECRETARIES LIMITED	Nationality	-
Date of Birth	-	Present Appointments	80
Latest Address	Elscot House Arcadia Avenue, London	Appointment Date	10/29/2009
Postcode	N3 2JU	Occupation	

[View Director Report](#)[View Consumer Report](#)[View AML Report](#)[View Trace Report](#)[View Compliance Report](#)

Top Shareholders

Name	Currency	Share Count	Share Type	Nominal Value	% of Share Count
RETIREMENT SAVING & WELFARE FUND OF OIL INDUSTRY WORKERS	GBP	3,000	ORDINARY	1	100

PSC

PSC Summary

	● Active	● Ceased	● Total
Persons with Significant Control	1	1	2
Protected Persons with Significant Control	0	0	0
Statements	0	0	0

Active Persons With Significant Control

Name	Retirement, Saving And Welfare Fund Of Oil Industry Workers	Kind	Corporate Entity With Significant Control
Address	523, Hafez Street Karim Khan Zand Avenue, Tehran, Postal Code 1598714513, Iran	Notified On	10/08/2018
Post Code	-	Legal Form	Employees Pension Scheme
Authority	Relevant Laws Of Iran	Place Registered	Office For Registration Of Companies And Non-Commercial Institutions
Country Registered	Iran	Registration Number	35720

Nature Of Control Ownership of shares - above 75%

Ceased Persons With Significant Control

Name	Ahdaf Investment Company	Kind	Corporate Entity With Significant Control
Address	Number 51, East Daneshvar Street Postal Code 1991815161, Tehran, Iran	Notified On	04/06/2016
Post Code	-	Ceased On	10/08/2018
Authority	Relevant Laws Of Iran	Legal Form	Limited Company
Country Registered	Iran	Place Registered	Office For Registration Of Companies And Non-Commercial Institutes
Nature Of Control	Ownership of shares - above 75%	Registration Number	263475

Active Protected Persons With Significant Control

There are no Active Protected Persons With Significant Control to display

Ceased Protected Persons With Significant Control

There are no Ceased Protected Persons With Significant Control to display

Active Statements

No Active Statements to Display

Ceased Statements

No Ceased Statements to Display

Previous Directors/Company Secretaries

Directors/Shareholders Summary

Current Directors	1	Current Secretaries	2
Previous Directors/Company Secretaries	14	Person's With Significant Control	1

Previous Directors

Name	● Current Active Appointments	● Previous Directorships	● Dissolved Directorships
Mohammad Amirkhani Farahani	0	1	0
Mohammad Hassan Peivandi Sani	0	1	0
Abdolreza Hajhosseinnejad	0	1	0
Mohammad Bagher Samiei Khansari	0	1	0

Ereidoun Saghafian	0	1	0
Ahmad Rahgozar	0	1	0
Seyed Mostafa Zeineddin	0	1	0
Mohammad Hassan Mirzaei Fard	0	1	0
Ataollah Mehrabirad	0	1	0
Seyed Mohsen Tasalloti	0	2	0
Seyed Mehdi Hashemi	0	1	0
Barbara Kahan	1	5980	12329
Mehdi Karbasian	0	1	0
Abdolamam Abdolhossein Mazraei	0	1	0

Financials

Profit & Loss		03/20/2022		03/20/2021		03/20/2020		03/20/2019		03/20/2018	
Weeks	52		52		52		52		52		52
Currency	GBP		GBP		GBP		GBP		GBP		GBP
Consolidated A/Cs	No		No		No		No		No		No
Turnover	£348,000	0.3% ▼	£349,000	-	-	-	-	100.0% ▼	-	-	£231,000
Export	-	-	-	-	-	-	-	-	-	-	-
Cost of Sales	-	-	-	-	-	-	-	100.0% ▼	-	-	£400,000
Gross Profit	£348,000	0.3% ▼	£349,000	-	-	-	-	100.0% ▲	-	-	-£169,000
Wages And Salaries	£269,000	6.3% ▲	£253,000	23.1% ▼	£329,000	9.7% ▲	£300,000	156.4% ▲	£300,000	156.4% ▲	£117,000
Directors Emoluments	£92,000	1.1% ▼	£93,000	22.4% ▲	£76,000	4.1% ▲	£73,000	508.3% ▲	£73,000	508.3% ▲	£12,000
Operating Profit	£128,000	86.3% ▼	£937,000	219.2% ▲	-£786,000	25.2% ▼	-£628,000	145.5% ▼	-£628,000	145.5% ▼	£1,380,000
Depreciation	£4,000	0.0%	£4,000	0.0%	£4,000	0.0%	£4,000	0.0%	£4,000	0.0%	-
Audit Fees	£9,000	50.0% ▲	£6,000	0.0%	£6,000	0.0%	£6,000	0.0%	£6,000	0.0%	£6,000
Interest Expenses	-	-	-	-	-	-	-	-	-	-	-
Pre Tax Profit	£128,000	86.4% ▼	£941,000	221.3% ▲	-£776,000	28.1% ▼	-£606,000	143.8% ▼	-£606,000	143.8% ▼	£1,385,000
Taxation	-	-	-	-	-	-	-	-	-	-	-
Profit After Tax	£128,000	86.4% ▼	£941,000	221.3% ▲	-£776,000	28.1% ▼	-£606,000	143.8% ▼	-£606,000	143.8% ▼	£1,385,000
Dividends	-	-	-	-	-	-	-	-	-	-	-
Retained Profit	£128,000	86.4% ▼	£941,000	221.3% ▲	-£776,000	28.1% ▼	-£606,000	143.8% ▼	-£606,000	143.8% ▼	£1,385,000

Balance Sheet

	03/20/2022		03/20/2021		03/20/2020		03/20/2019		03/20/2018	
Tangible Assets	£1,000	80.0% ▼	£5,000	44.4% ▼	£9,000	18.2% ▼	£11,000	450.0% ▲	£2,000	
Intangible Assets	-	-	-	-	-	-	-	-	-	-
Total Fixed Assets	£1,000	80.0% ▼	£5,000	44.4% ▼	£9,000	18.2% ▼	£11,000	450.0% ▲	£2,000	
Stock	-	-	-	-	-	-	-	-	-	-
Trade Debtors	£4,303,000	1.2K% ▲	£342,000	388.6% ▲	£70,000	91.1% ▼	£786,000	1.0K% ▲	£70,000	
Other Debtors	£417,000	45.8% ▼	£770,000	45.8% ▼	£1,420,000	893.0% ▲	£143,000	99.3% ▼	£21,460,000	
Cash	£7,571,000	177.7% ▲	£2,726,000	299.7% ▲	£682,000	86.0% ▼	£4,870,000	81.6% ▲	£2,682,000	
Miscellaneous Current Assets	-	-	-	-	-	-	-	-	-	-
Total Current Assets	£12,291,000	220.2% ▲	£3,838,000	76.7% ▲	£2,172,000	62.5% ▼	£5,799,000	76.0% ▼	£24,212,000	
Trade Creditors	£414,000	152.4% ▲	£164,000	110.3% ▲	£78,000	-	-	-	-	-
Bank Loans & Overdrafts	-	-	-	-	-	-	-	-	-	-
Other Short Term Finance	£15,135,000	113.7% ▲	£7,084,000	9.6% ▲	£6,461,000	28.3% ▼	£9,013,000	66.4% ▼	£26,826,000	
Miscellaneous Current Liabilities	£47,000	74.1% ▲	£27,000	80.0% ▲	£15,000	96.2% ▼	£394,000	4.0% ▲	£379,000	
Total Current Liabilities	£15,596,000	114.4% ▲	£7,275,000	11.0% ▲	£6,554,000	30.3% ▼	£9,407,000	65.4% ▼	£27,205,000	
Bank Loans & Overdrafts LTL	-	-	-	-	-	-	-	-	-	-
Other Long Term Finance	-	-	-	-	-	-	-	-	-	-
Total Long Term Liabilities	-	-	-	-	-	-	-	-	-	-

Capital & Reserves

	03/20/2022		03/20/2021		03/20/2020		03/20/2019		03/20/2018	
Called Up Share Capital	£3,000	0.0%	£3,000	0.0%	£3,000	0.0%	£3,000	0.0%	£3,000	
P & L Account Reserve	-£3,307,000	3.7% ▲	-£3,435,000	21.5% ▲	-£4,376,000	21.6% ▼	-£3,600,000	20.2% ▼	-£2,994,000	
Revaluation Reserve	-	-	-	-	-	-	-	-	-	-

Sundry Reserves	-	-	-	-	-	-	-	-	-
Shareholder Funds	-£3,304,000	3.7%	-£3,432,000	21.5%	-£4,373,000	21.6%	-£3,597,000	20.3%	-£2,991,000

Other Financial Items

	03/20/2022		03/20/2021		03/20/2020		03/20/2019		03/20/2018
Net Worth	-£3,304,000	3.7%	-£3,432,000	21.5%	-£4,373,000	21.6%	-£3,597,000	20.3%	-£2,991,000
Working Capital	-£3,305,000	3.8%	-£3,437,000	21.6%	-£4,382,000	21.5%	-£3,608,000	20.5%	-£2,993,000
Total Assets	£12,292,000	219.9%	£3,843,000	76.2%	£2,181,000	62.5%	£5,810,000	76.0%	£24,214,000
Total Liabilities	£15,596,000	114.4%	£7,275,000	11.0%	£6,554,000	30.3%	£9,407,000	65.4%	£27,205,000
Net Assets	-£3,304,000	3.7%	-£3,432,000	21.5%	-£4,373,000	21.6%	-£3,597,000	20.3%	-£2,991,000

Cashflow

	03/20/2022		03/20/2021		03/20/2020		03/20/2019		03/20/2018
Net Cashflow from Operations	£4,845,000	137.5%	£2,040,000	148.6%	-£4,195,000	292.5%	£2,179,000	230.2%	£660,000
Net Cashflow before Financing	£4,845,000	137.0%	£2,044,000	148.8%	-£4,188,000	291.4%	£2,188,000	230.5%	£662,000
Net Cashflow from Financing	-	-	-	-	-	-	-	-	-
Increase in Cash	£4,845,000	137.0%	£2,044,000	148.8%	-£4,188,000	291.4%	£2,188,000	230.5%	£662,000

Miscellaneous

	03/20/2022		03/20/2021		03/20/2020		03/20/2019		03/20/2018
Contingent Liabilities	No	-	No	-	No	-	No	-	No
Capital Employed	-£3,304,000	3.7%	-£3,432,000	21.5%	-£4,373,000	21.6%	-£3,597,000	20.3%	-£2,991,000
Number of Employees	5	-	5	-	7	-	7	-	4
Accountants	-								
Auditor	ROBERTS & PARTNERS								
Auditor Comments	The audit report contains no adverse comments								
Bankers	-								
Bank Branch Code	-								

Ratios

Date of Accounts	03/20/2022	03/20/2021	03/20/2020	03/20/2019	03/20/2018
------------------	------------	------------	------------	------------	------------

Pre-tax profit margin %	36.78	269.63	-	-	599.57
Current Ratio	0.79	0.53	0.33	0.62	0.89
Sales/NetWorking Capital	-0.11	-0.1	0	0	-0.08
Gearing %	0	0	0	0	0
Equity in %	-26.9	-89.3	-200.5	-61.9	-12.4
Creditor Days	433.03	171.04	-	-	-
Debtor Days	4500.83	356.69	-	-	110.3
Liquidity/Acid Test	0.78	0.52	0.33	0.61	0.88
Return On Capital Employed %	-3.87	-27.41	17.74	16.84	-46.3
Return On Total Assets Employed %	1.04	24.48	-35.58	-10.43	5.71
Current Debt Ratio	-4.72	-2.11	-1.49	-2.61	-9.09
Total Debt Ratio	-4.72	-2.11	-1.49	-2.61	-9.09
Stock Turnover Ratio %	-	-	-	-	-
Return On Net Assets Employed %	-3.87	-27.41	17.74	16.84	-46.3

Event History

Report Notes

You have no notes

Status History

No Status History information to display

Event History

Date	Description
05/03/2023	Mr A. Rahgozar has left the board
01/19/2023	Mr M. Amirkhani Farahani has left the board
11/13/2022	Confirmation Statement
10/08/2022	New Accounts Filed
10/08/2022	New Accounts Filed
12/30/2021	New Board Member Mr M. Amirkhani Farahani appointed
12/30/2021	New Board Member Mr H. Shiva appointed
12/10/2021	Mr M.H. Peivandi Sani has left the board
12/09/2021	Mr M.B. Samiei Khansari has left the board
11/16/2021	Confirmation Statement
11/05/2021	New Accounts Filed
11/05/2021	New Accounts Filed
09/14/2021	New Accounts Filed

09/14/2021	New Accounts Filed
06/28/2021	New Board Member Mr M.H. Peivandi Sani appointed

Previous Company Names

No Previous Names to display

Score History

Date	Score	Description
05/03/2023	27	High Risk
01/19/2023	33	Moderate Risk
06/01/2022	51	Low Risk
05/30/2022	38	Moderate Risk
12/30/2021	51	Low Risk
12/10/2021	27	High Risk
12/09/2021	33	Moderate Risk
11/06/2021	51	Low Risk
06/28/2021	38	Moderate Risk
06/16/2021	29	High Risk

Limit History

Date	Limit
05/03/2023	£0
01/19/2023	£2,500
06/01/2022	£5,500
05/30/2022	£3,000
12/30/2021	£5,500
12/10/2021	£0
12/09/2021	£2,500
11/06/2021	£5,500
06/28/2021	£500
06/16/2021	£0

Group Structure

Group Structure



Group Structure Statistics

Group	2 companies in 2 countries
Linkages	0 companies in 0 countries

Group Structure Summary

Holding Company	(IR RETIREMENT, SAVING AND WELFARE) FUND
Ownership Status	Wholly Owned
Ultimate Holding Company	(IR RETIREMENT, SAVING AND WELFARE) FUND

Group Structure

Company Name	Safe Number	Registered Number	Latest Key Financials	Consol. Accounts	Score	Limit	Turnover
 RETIREMENT, SAVING AND WELFARE FUND (IR)	-	-	-	N	-	-	-
 NAFT TRADING AND TECHNOLOGY COM (GB)	UK06702165	07060396	03/20/2022	N	● 27	£0	£348K

Payment Analysis

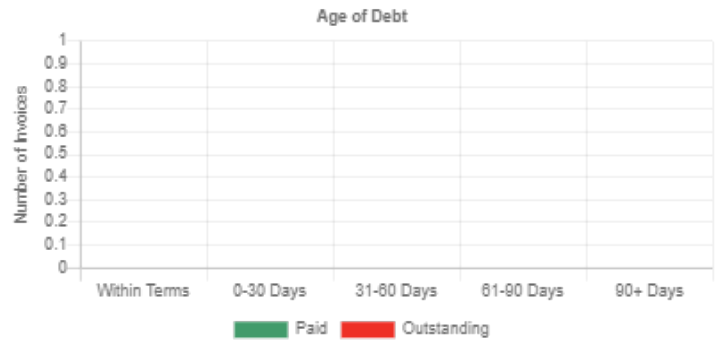
Payment Information Summary

Invoice Data & Aged Debt

Average Invoice Value	-
Invoices Available	-
Paid	-
Outstanding	-

Trade Payment Data is real life payment experiences gathered from selected third party partners big and small who send us trade payment information on their complete sales ledger.

The Age of Debt Graph highlights the current Age of Debt of a given company. The graph is separated into 5 categories. Generally, Within Terms and 0-30 days are a reasonable time for a company to pay their invoices and showcases good invoice payment whereas anything beyond that is indicative of poor invoice payment.



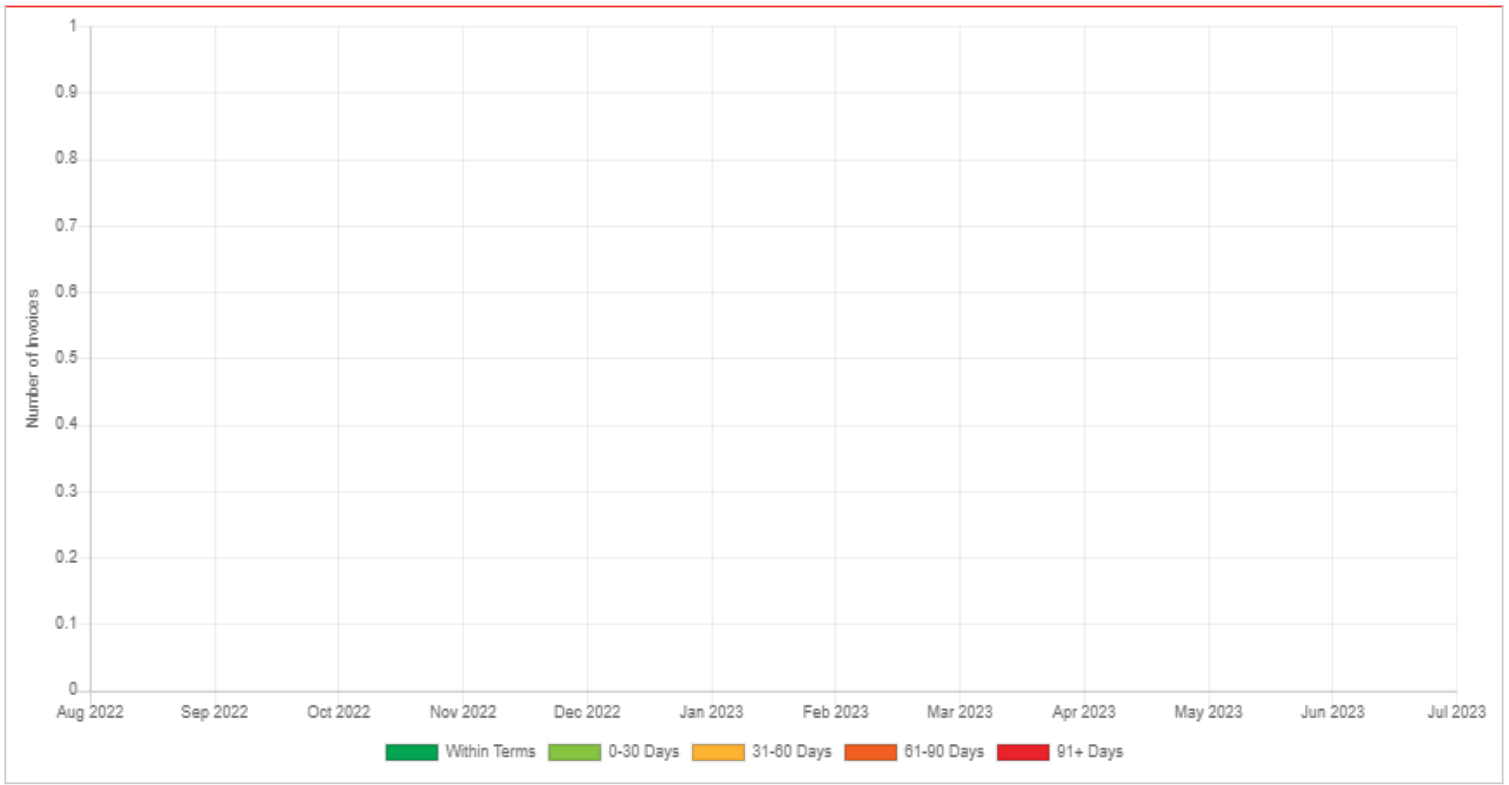
CCJ Data Trends

Due to this company having no DBT information, the CCJ Data Trends graph has not been generated

Accumulative Invoice Trends

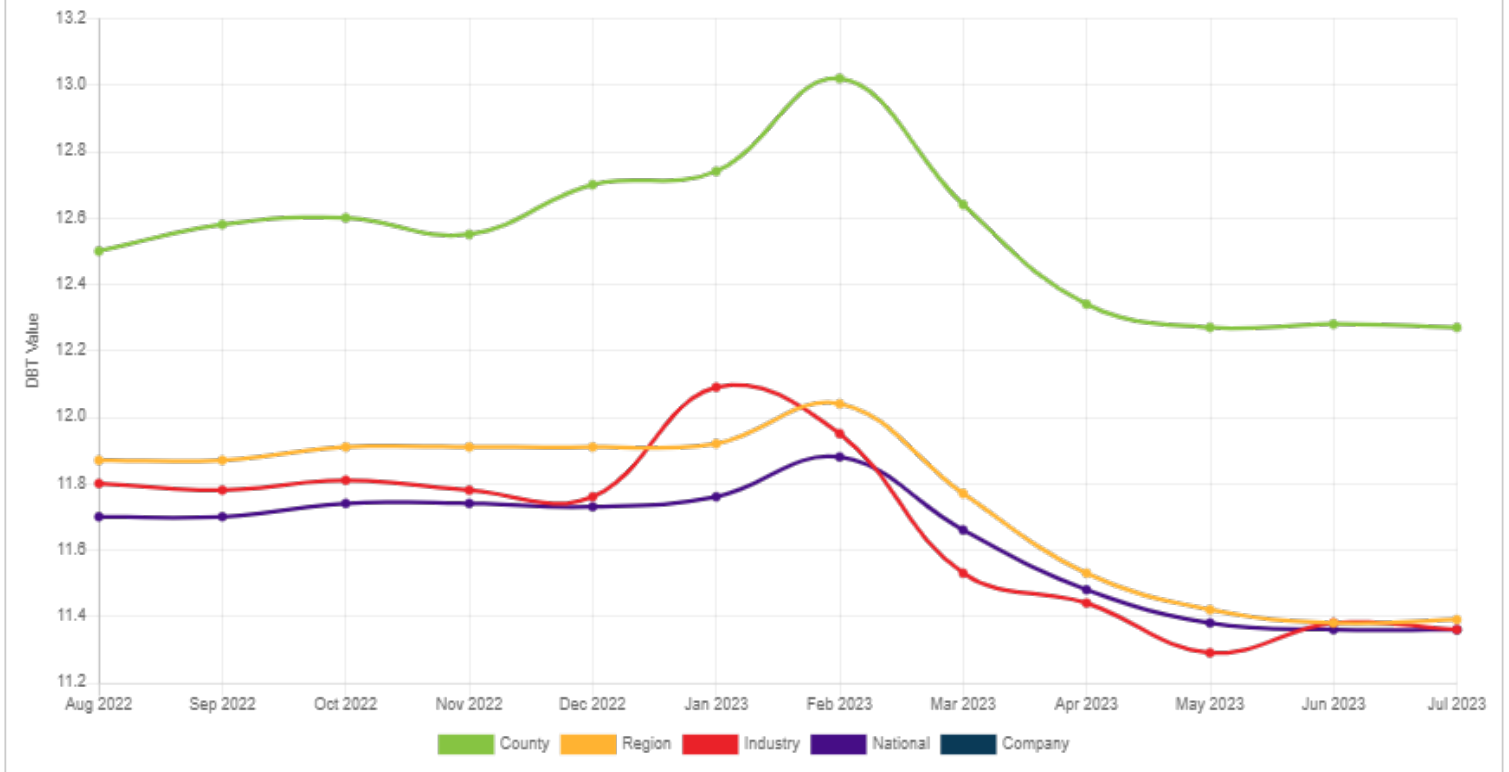
- This company does not contain any records in regards to invoices being paid Within Terms
- This company does not contain any records in regards to invoices being paid 0-30 Days
- This company does not contain any records in regards to invoices being paid 31-60 Days
- This company does not contain any records in regards to invoices being paid 61-90 Days
- This company does not contain any records in regards to invoices being paid 91+ Days

The Accumulative Invoice Trends graph shows the invoice payment trends that a given company has over a period of time. This displays the current on-going payment performance of the company and the ability to predict future payment patterns. Areas that are marked as grey, indicate months where the invoice data for the company is missing. Instead, the averages of the two non-missing points is used instead.



Days Beyond Terms (DBT) Trends

This graph indicates the average Days Beyond Terms (DBT) the company itself takes to pay their invoices. This is also compared to the average DBT of companies in the same county, region and industry. The UK national average is included for your reference.



General Information

Charges

Charge Details

Mortgage Type	-	Date Charge Created	10/21/2019
Date Charge Registered	10/22/2019	Date Charge Satisfied	03/23/2021
Status	SATISFIED		
Person(s) Entitled	MELLI BANK PLC AS SECURITY TRUSTEE FOR THE SECURED PARTIES		
Amount Secured	-		
Details	CONTAINS FIXED CHARGE.CONTAINS FLOATINGCHARGE.FLOATING CHARGE COVERS ALL THE PROPERTY OR UNDERTAKING OF THE COMPANY.CONTAINS NEGATIVE PLEDGE.		

VAT Details

VAT Details

GB970193317